

GVEC

“Easy Clean” Vacuum Pumps



Industry-specific applications



The GVEC series “Easy Clean” vacuum pumps have been designed to meet the needs of vacuum handling applications in industries whose production requires frequent cleaning, particularly in the food-processing sector.

Characteristics

| Model | Ø Nozzle (mm) | Air consumed (SCFM) | Max. vacuum (%) | Air drawn in (SCFM) | At air pressure (bar) |
|-----------|---------------|---------------------|-----------------|---------------------|-----------------------|
| GVEC15T18 | 1.5 | 3.53 | 75 | 3.35 | 4 |
| GVEC25T14 | 2.5 | 9.53 | 75 | 8.48 | 4 |
| GVEC30T14 | 3 | 14.13 | 75 | 11.65 | 4 |

Advantages

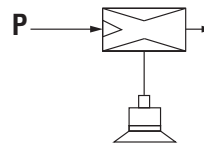
- Plastic and stainless steel materials: meet the requirements of splash zones, are resistant to cleaning agents and corrosion.
- Compact and light design: installation as close as possible to suction cups to improve the evacuation times and production rate.
- Easy disassembly: quick and precise cleaning.

Evacuation Time in Seconds per Liter

| % vacuum | 10 % | 20 % | 30 % | 40 % | 50 % | 60 % | 70 % |
|-----------|------|------|------|------|------|------|------|
| GVEC15T18 | 0.07 | 0.15 | 0.24 | 0.36 | 0.52 | 0.77 | 1.27 |
| GVEC25T14 | 0.03 | 0.06 | 0.10 | 0.14 | 0.21 | 0.30 | 0.50 |
| GVEC30T14 | 0.02 | 0.04 | 0.07 | 0.10 | 0.15 | 0.22 | 0.37 |

Specifications

| | | |
|-----------------------|--|----------------------|
| Supply | Non-lubricated filtered air, pressure 2 to 6 bar | |
| Optimum pressure | 4 bar | |
| Weight | GVEC15T18 | 33 g |
| | GVEC25T14 | 139 g |
| | GVEC30T14 | 159 g |
| Material | Body and mixer | POM-C |
| | Nozzle | 316L Stainless Steel |
| | Seal | EPDM |
| Operating temperature | From 32 to 122°F | |
| Cleaning temperature | max. 212°F | |

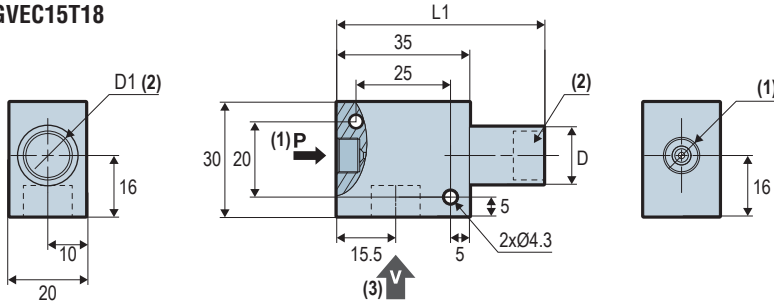


Specify the part number e.g.: GVEC25T14
Please refer to the characteristics table above

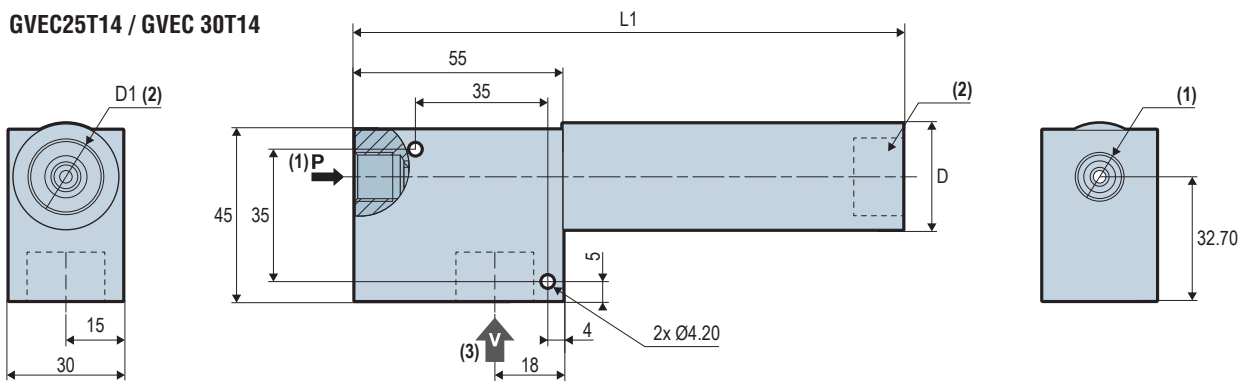


Dimensions

GVEC15T18



GVEC25T14 / GVEC 30T14



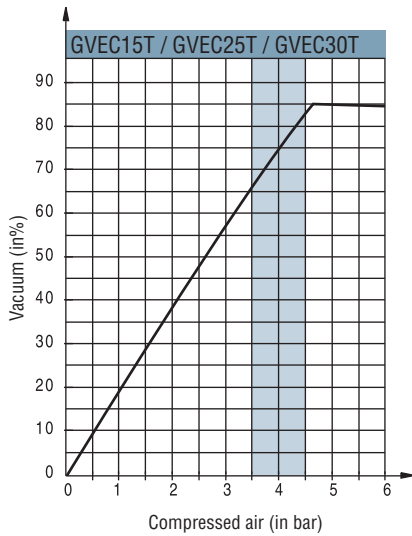
| Models | L1 | D | (1) | D1 (2) | (3) |
|-----------|-------|----|---------|---------|---------|
| GVEC15T18 | 54.6 | 16 | G1/8"-F | G1/4"-F | G1/4"-F |
| GVEC25T14 | 120.9 | 28 | G1/4"-F | G1/2"-F | G1/2"-F |
| GVEC30T14 | 144.9 | 28 | G1/4"-F | G1/2"-F | G1/2"-F |

- (1) Pressure fitting
- (2) Exhaust
- (3) Vacuum fitting

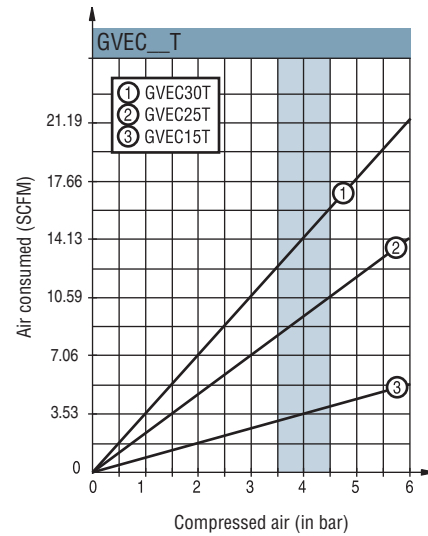
Note: all dimensions are in mm



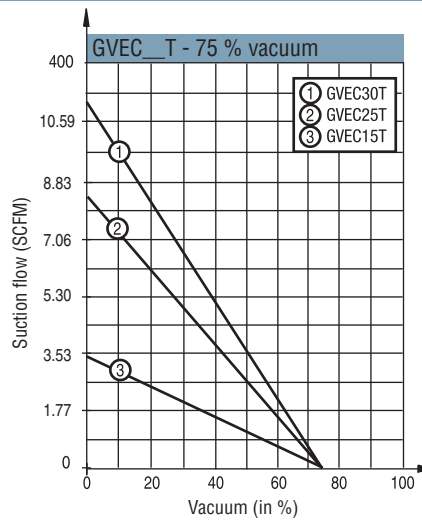
Vacuum Generated - Supply pressure 4 bar



Air Consumed - Supply pressure 4 bar



Suction Flow Rate/Vacuum Curves - Supply pressure 4 bar



Suction Flow Rate Generated - Supply pressure 4 bar

