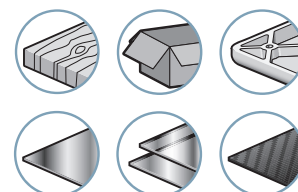


The electric dry vane vacuum pumps in series PVS are compact and robust. They are equipped with a vacuum filter, vacuum and blow-off control valves. Their functioning is silent and vibration free and they meet a wide variety of applications.


Industry-specific applications



Advantages

- Wide range of vacuum to meet specific applications
- Vibration free
- Reduced maintenance: Oil-free operation, air cooling, self-lubricated bearings
- Integrated safety valve
- Available in 50 or 60 hz - Alternating or three-phase current

Characteristics


Model	Hz	m ³ /h	Vacuum (%)	kW	Rotation speed (min ⁻¹)	Voltage(V)	Amper (A)	Vacuum connection	dB(A)	 (kg)
PVS4T3	50	4.1	85	0.18	2800	175-260/300-450	1.08/0.62	G1/4"-F	59	7
	60	4.7		0.216	3360	202-300/350-520	1.08/0.62		61	
PVS8M1	50	8	85	0.35	2700	230 +/-10%	3.9	G3/8"-F	58	9.5
	60	9.1		0.42	3200		3.4		61	
PVS8T3	50	8	85	0.37	2800	175-260/300-450	2.35/1.35	G3/8"-F	58	9.5
	60	9.1		0.44	3150	202-300/350-520	2.4/1.4		61	
PVS10M1	50	10	85	0.37	1380	230 +/-10%	3.0	G1/2"-F	60	16
	60	12		0.44	1630		3.4		62	
PVS10T3	50	10	85	0.37	1420	175-260/300-450	2.3/1.33	G1/2"-F	60	16
	60	12		0.45	1700	202-300/350-520	2.35/1.36		62	
PVS16M1	50	16	85	0.55	1360	230 +/-10%	4.6	G1/2"-F	61	22.5
	60	19		0.66	1600		5.2		64	
PVS16T3	50	16	85	0.55	1420	175-260/300-450	3.8/2.2	G1/2"-F	61	22.5
	60	19		0.70	1700	3.9/2.25	64			
PVS25M1	50	25	85	0.80	1350	230 +/-10%	6.4	G3/4"-F	62	29
	60	30		1.00	1600		7.2		67	
PVS25T3	50	25	85	0.75	1430	190-255/330-440	3.9-4.85/2.25-2.8	G3/4"-F	62	29
	60	30		0.90	1690	190-290/330-500	4.65-4.25/2.7-2.45		67	
PVS40M1	50	40	85	1.10	1350	230 +/-10%	7.6	G3/4"-F	67	41
	60	48		1.620	1620		7.3		72	
PVS40T3	50	40	85	1.25	1430	190-255/330-440	5.2-6.2/3.0-3.6	G3/4"-F	67	41
	60	48		1.50	1680	190-290/330-500	6.9-5.7/4.0-3.3		72	
PVS55T3	50	55	90	2.2	1440	Δ230/Y400	8.2/4.8	G1"-F	71	76
	60	66		2.6	1705		9.0/5.2		73	
PVS100T3	50	98	90	3.0	1445	Δ230/Y400	12.1/7.0	G1" 1/2-F	75	100
	60	112		3.6	1705		12.7/7.4		77	

Version M1: Single phase (1~)

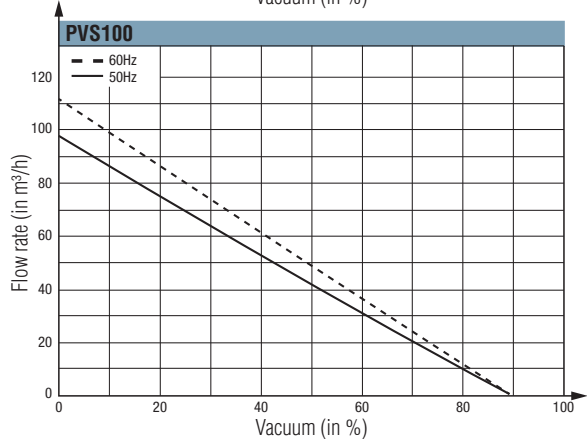
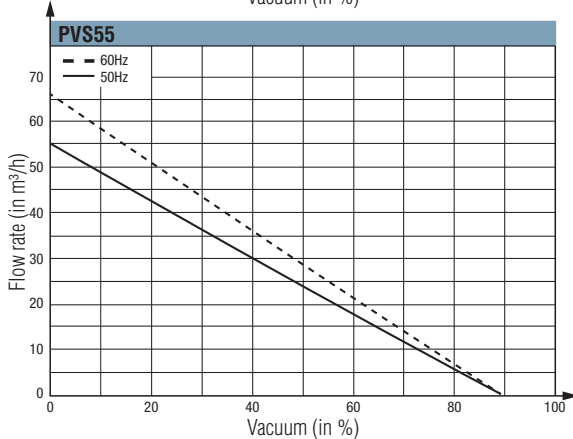
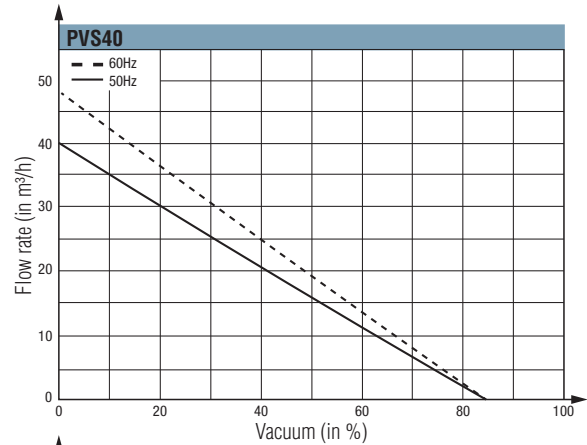
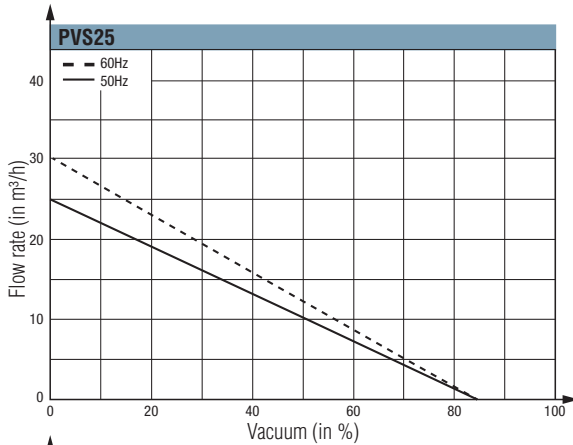
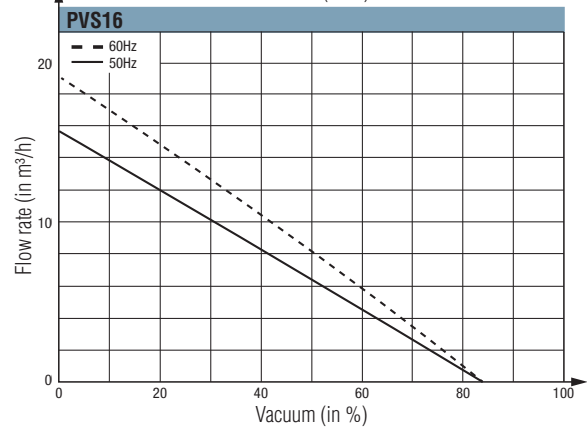
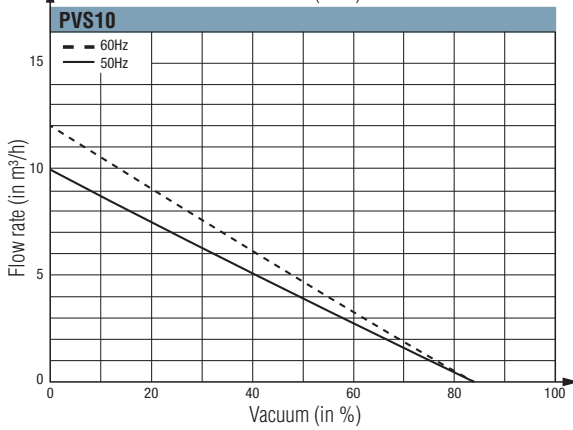
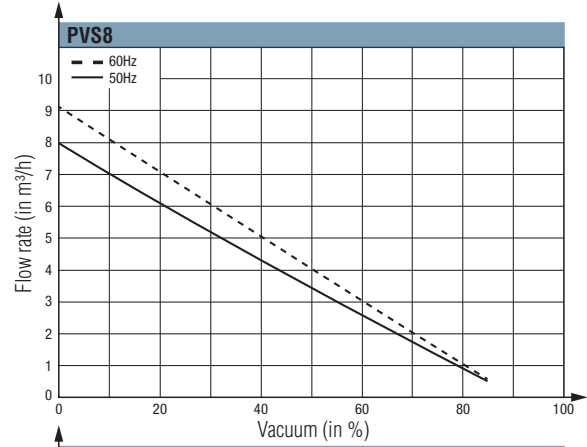
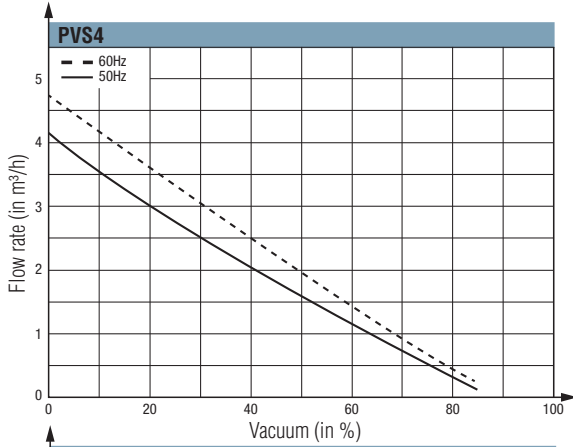
Version T3: Three-phase (3~)

Specifications

Electrical protection level	PVS4 to 40 : IP54 PVS55 and 100 : IP55
Protection class	ISO F
Materials	Steel, aluminium, polyethylene, carbone
Ambient temperature:	From 5°C to 45°C



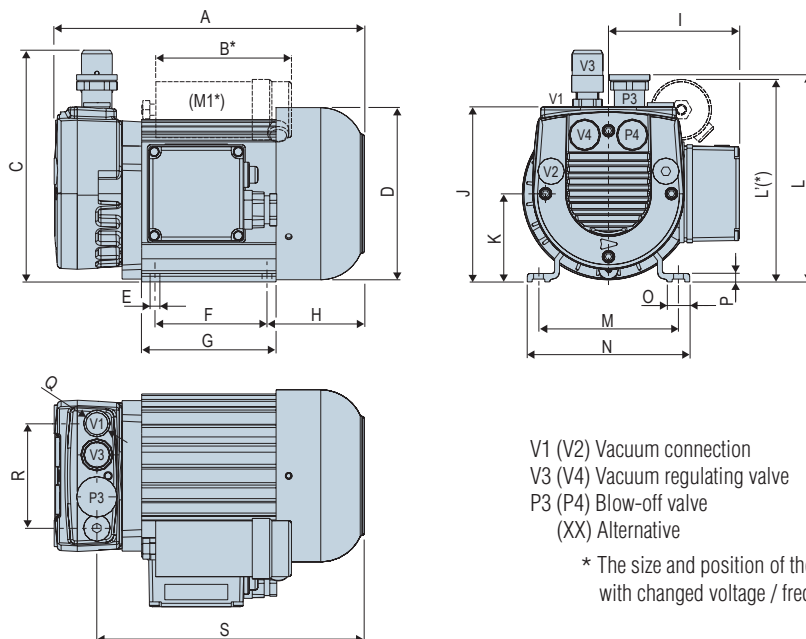

Flow rate (m³/h) / Vacuum (%)



PVS

Dry vane vacuum pumps

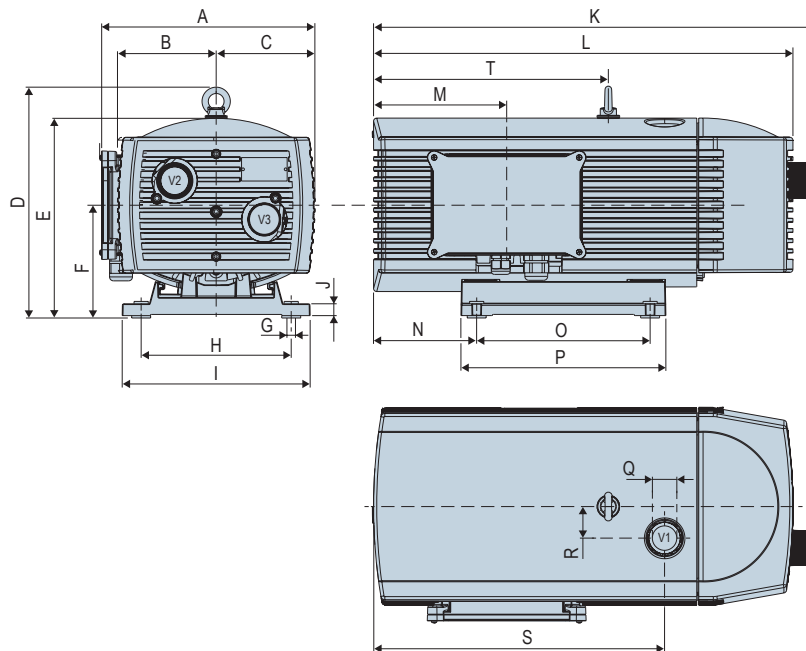
Dimensions



V1 (V2) Vacuum connection
 V3 (V4) Vacuum regulating valve
 P3 (P4) Blow-off valve
 (XX) Alternative

* The size and position of the capacitor can change with changed voltage / frequency.

Model	A	B	C	D	E	F	G	H	I	J	K	L	L'	M	N	O	P	Q	R	S
PVS4T3	221.5	-	165.5	125	7	80	96	69.5	93	125.5	63	148	-	100	116	16	6	G1/4"-F	74.6	191
PVS8M1	253	94	171.5	125	7	80	116	89.5	93	131	63	154	143	100	116	16	6	G3/8"-F	79	198
PVS8T3	252	-	179.5	141	7	80	101	82.5	101	139	71	162	-	112	136	16	7	G3/8"-F	79	219



V1 Vacuum connection
 V2 Vacuum regulating valve
 V3 Exhaust air connection

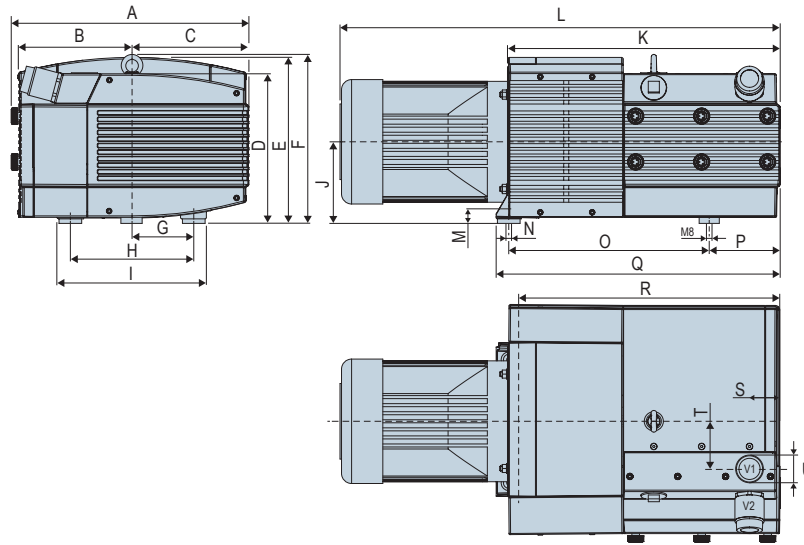

Model	A	B	C	D	E	F	G	H	I	J	K	L	M	N	O	P	Q	R	S	T
PVS10	206	90	90	-	189	107	7	112	142	15	429	387	123	106	160	200	G1/2"-F	35	257	-
PVS16	231	102.5	102.5	-	205	113	7	125	155	15	452	416	151.5	73	202	242	G1/2"-F	35	291.5	263
PVS25	260	125	125	293	253	143	7	190	238	15	505	465	161.5	96	220	260	G3/4"-F	40	302	263
PVS40	270	125	125	293	253	143	7	190	238	15	572	532	168.5	131	220	260	G3/4"-F	40	363.5	298

Note : All dimensions are in mm
 The values represent the average characteristics of our products.

PVS

Dry vane vacuum pumps

Dimensions



V1 Vacuum connection
V2 Vacuum regulating valve

Model	A	B	C	D	E	F	G	H	I	J	K	L	M	N	O	P	Q	R	S	T	U
PVS55T3	353	195	141	289	312	328	95	190	250	162	415	704	30	12	326	96	448	397	46	85	G1"-F
PVS100T3	470	223	230	297	330	336	122.5	245	295	162	539	843	30	12	398	140	563	501	60	95	G1/2"-F

Note : All dimensions are in mm
The values represent the average characteristics of our products.