

SPL

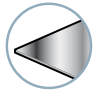
Heavy Load Suction Cups



SPL suction cups are used to handle heavy loads such as sheet metal or glass panels. They have internal cleats allowing them to handle thin sheet metal without distorting them and for vertical handling (non-slip).

SPL suction cups are delivered without holes for fittings or you can choose from our range of standard models or specific models on request.

Industry-specific applications



Types of use



Materials

NBR Nitrile
Si Silicone

Suction Cup Characteristics

	Volume (cm ³)	Force (N) (1)	Force (N) (1)	Ø A	H	Ø D	f (2)	NBR	Si	Fittings (3)	Weight (kg)
SPL 240	510	1300	650	240	28	200	14	SPL240NBR	SPL240SI	Steel	2.2
SPL 340	720	2744	1372	340	32	300	15	SPL340NBR	SPL340SI	Steel	5.5
SPL 400	850	3611	1806	400	46	300	25	SPL400NBR	SPL400SI	Steel	7.6
SPL 500	1050	5778	2889	500	46	400	25	SPL500NBR	-	Steel	12
SPL 600	1300	7944	3972	600	46	500	25	SPL600NBR	-	Steel	18

(1) Actual force of the suction cup in use with 65% vacuum and including a safety factor of 2 for horizontal handling and a factor of 4 for vertical handling.

(2) f = Deflection of the suction cup.

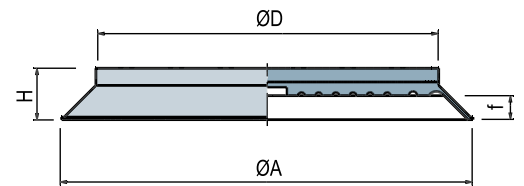
(3) Thickness of the steel fitting: 8 mm

Standard internal threads

The threads given below are for mounting on the COVAL spring systems (not supplied with the suction cup).

RSC1: specify **G38 RS1** in the order number

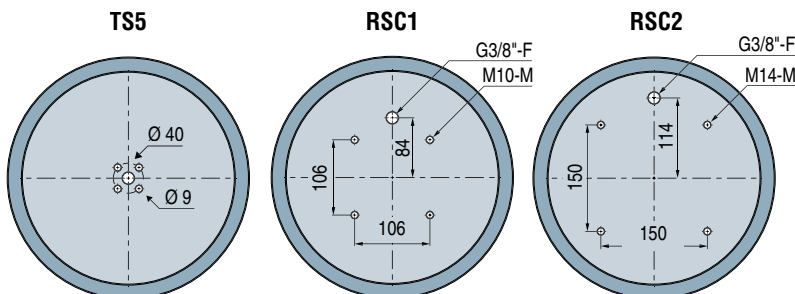


RSC2: specify **G38 RS2** in the order number



Internal Thread

	TS5 + IFA 12120	RSC1 (1)	RSC2 (1)
SPL 240	■	■	-
SPL 340	■	■	■
SPL 400	-	-	■

(1) A G3/8" internal thread is available for connection to the vacuum system.



The values represent the average characteristics of our products.
Note: All dimensions are in mm

Accessories

Suction cups from the SPL series can be mounted on RSC series spring systems. SPL 240 suction cups can be mounted on the IFA 12 120 fitting and the TS560 spring system. See page 4/5.



For all orders, please specify the part number from characteristics table and any required threadings
E.g.: **SPL240NBRG38RS1**