
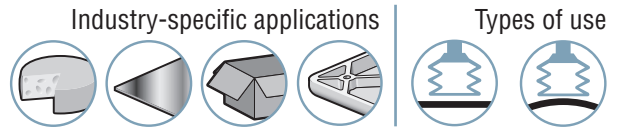


VSAB

Suction Cups with 1.5 Bellows Ø 5 to 50 mm



The VSAB series 1.5 bellows suction cups are suitable for gripping slightly concave or convex products. And due to their stroke, VSAB cups are capable of gripping products at varying heights.



Materials

NBR Nitrile **STN** SITON® **SI** Translucent silicone

2 VSAB

Suction Cup Properties

	Ø (mm)	(cm ³)	(N) ⁽¹⁾	(N) ⁽¹⁾	(mm)	NBR	SI	STN
VSAB 5	5.6	0.05	0.4	0.1	1.5	VSAB5NBR	VSAB5SI	VSAB5STN
VSAB 8	8.8	0.15	0.9	0.4	1.9	VSAB8NBR	VSAB8SI	VSAB8STN
VSAB 10	11	0.48	1.7	0.9	4	VSAB10NBR	VSAB10SI	VSAB10STN
VSAB 15	15.7	1.1	3.0	1.5	5	VSAB15NBR	VSAB15SI	VSAB15STN
VSAB 20	22	2.7	5.1	2.5	10	VSAB20NBR	VSAB20SI	VSAB20STN
VSAB 30	34	10	11.6	5.8	15	VSAB30NBR	VSAB30SI	VSAB30STN
VSAB 40	43	15	18.8	9.4	20	VSAB40NBR	VSAB40SI	VSAB40STN
VSAB 50	53	32	31.8	15.9	30	VSAB50NBR	VSAB50SI	VSAB50STN

(1) Actual force of the suction cup in use with a 65% vacuum and including a safety factor of 2 for horizontal handling and a factor of 4 for vertical handling.

Choice of Fittings

(Ø)	M5-M	G1/8"-M	G1/4"-M	G3/8"-M
5...15	■	-	-	-
20	-	■	-	-
30...50	-	-	■	■

■ Standard available configurations (suction cup + fitting) Fitting: M = male
See part n° table below

Type of Assembly

- C** **Version C: Barbed fitting**
- E** **Version E: Pressed fitting**

References - "Suction Cup + Fitting"


Ø 5 - 15 mm	THREAD	M5-M	G1/8"-M	
				Fitting with filter
	VSAB5NBR	VSAB5NBRIMM5C	VSAB20NBR	VSAB20NBRIM18MPF
	VSAB5SI	VSAB5SIIMM5C	VSAB20SI	VSAB20SIIM18MPF
	VSAB5STN	VSAB5STNIMM5C	VSAB20STN	VSAB20STNIM18MPF
	VSAB8NBR	VSAB8NBRIMM5C		
	VSAB8SI	VSAB8SIIMM5C		
	VSAB8STN	VSAB8STNIMM5C		
	VSAB10NBR	VSAB10NBRIMM5C		
	VSAB10SI	VSAB10SIIMM5C		
	VSAB10STN	VSAB10STNIMM5C		
	VSAB15NBR	VSAB15NBRIMM5C		
	VSAB15SI	VSAB15SIIMM5C		
	VSAB15STN	VSAB15STNIMM5C		

Ø 20 mm	THREAD	G1/4"-M		G3/8"-M	
			Fitting with filter	Fitting without filter	Fitting with filter
	VSAB30NBR	VSAB30NBRIM14MPF	VSAB30NBRIM14MP	VSAB30NBRIM38MPF	VSAB30NBRIM38MP
	VSAB30SI	VSAB30SIIM14MPF	VSAB30SIIM14MP	VSAB30SIIM38MPF	VSAB30SIIM38MP
	VSAB30STN	VSAB30STNIM14MPF	VSAB30STNIM14MP	VSAB30STNIM38MPF	VSAB30STNIM38MP
	VSAB40NBR	VSAB40NBRIM14MPF	VSAB40NBRIM14MP	VSAB40NBRIM38MPF	VSAB40NBRIM38MP
	VSAB40SI	VSAB40SIIM14MPF	VSAB40SIIM14MP	VSAB40SIIM38MPF	VSAB40SIIM38MP
	VSAB40STN	VSAB40STNIM14MPF	VSAB40STNIM14MP	VSAB40STNIM38MPF	VSAB40STNIM38MP
	VSAB50NBR	VSAB50NBRIM14MPF	VSAB50NBRIM14MP	VSAB50NBRIM38MPF	VSAB50NBRIM38MP
	VSAB50SI	VSAB50SIIM14MPF	VSAB50SIIM14MP	VSAB50SIIM38MPF	VSAB50SIIM38MP
	VSAB50STN	VSAB50STNIM14MPF	VSAB50STNIM14MP	VSAB50STNIM38MPF	VSAB50STNIM38MP

Accessories

To optimize use of your suction cups, Coval offers a comprehensive range of accessories (sensors, spring extensions, and feeder systems, etc.) see chapters 4 and 14.

Please specify the part n°. e.g. VSAB30NBRIM14MPF
See part n° table above



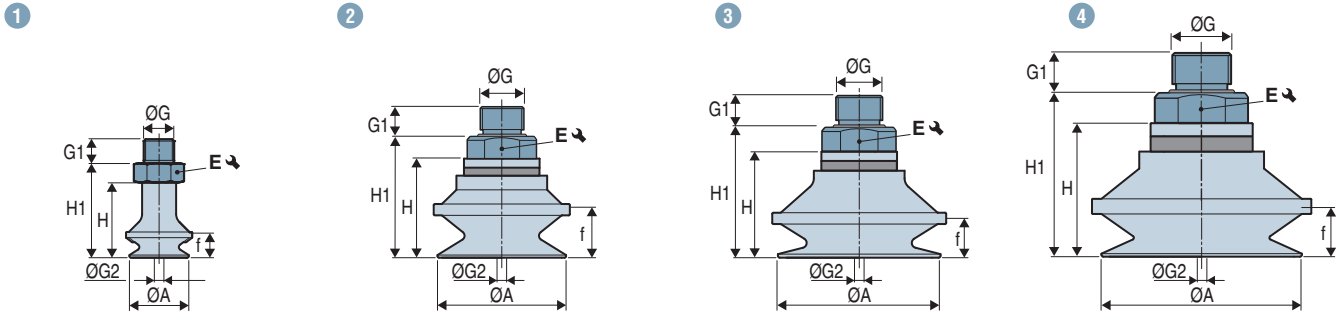
Suction Cup + Fitting

VSAB 5...15

VSAB 20...30

VSAB 40

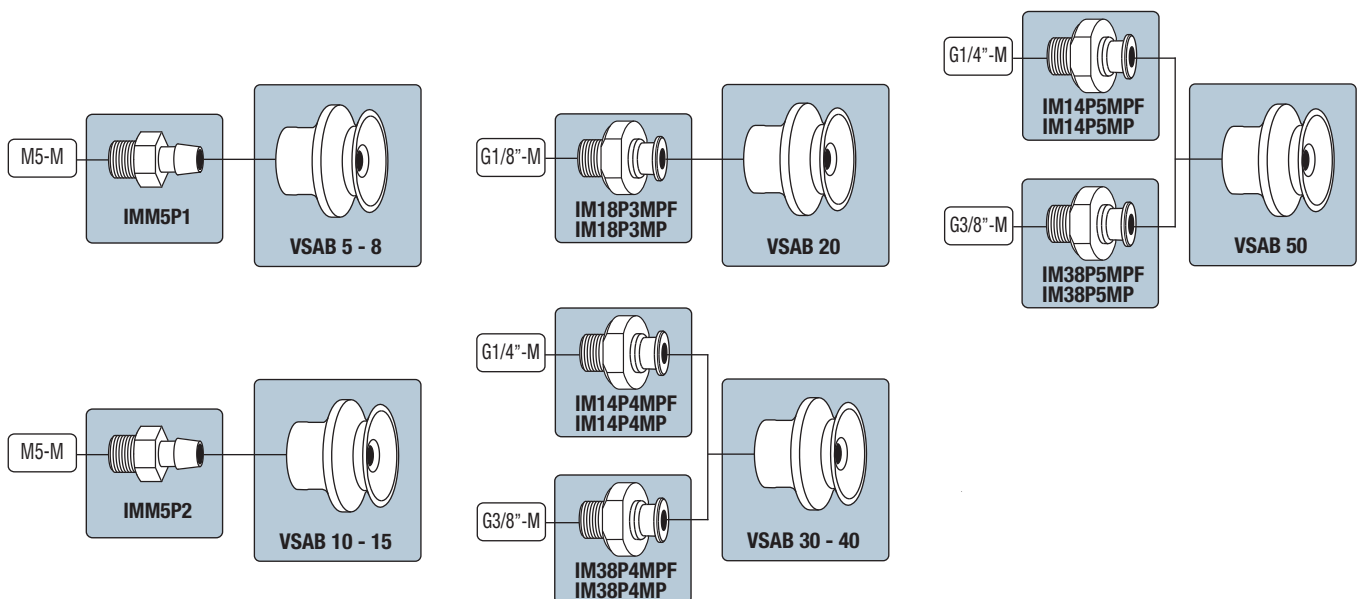
VSAB 50



	Diagrams	ØA	f ⁽¹⁾	H	H1	ØG	G1	ØG2 ⁽²⁾	E ↘	⚖ (g)
VSAB5---IMM5C	1	5.6	1.5	9.2	12.7	M5-M	4	1.5	7	1.8
VSAB8---IMM5C	1	8.8	3.5	11.9	15.4	M5-M	4	1.5	7	2
VSAB10---IMM5C	1	11	4.5	16.4	20.9	M5-M	4	2.7	7	1.6
VSAB15---IMM5C	1	15.7	6.5	19.8	24.3	M5-M	4	2.7	7	2.1
VSAB20---IM18MP-	2	22	10	19	24	G1/8"-M	7	4	13	5.7
VSAB30---IM14MP-	2	34	15	26.2	32.2	G1/4"-M	9	5	19	13.9
VSAB30---IM38MP-	2	34	15	26.2	32.2	G3/8"-M	10	5	22	18.5
VSAB40---IM14MP-	3	43	15	28	34	G1/4"-M	9	5	19	19.6
VSAB40---IM38MP-	3	43	15	28	34	G3/8"-M	10	5	22	24.2
VSAB50---IM14MP-	4	53	13	35.3	41.3	G1/4"-M	9	6	22	33.8
VSAB50---IM38MP-	4	53	13	35.3	41.3	G3/8"-M	10	6	23.9	36.8

(1) f = Deflection of the suction cup. (2) Ø G2 = Ø internal orifice of the fitting.

Assembly Diagrams



Note: All dimensions are in mm.

VSAB

Suction Cups with 1.5 Bellows Ø 5 to 50 mm

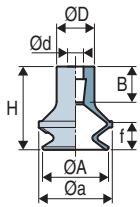
Dimensions



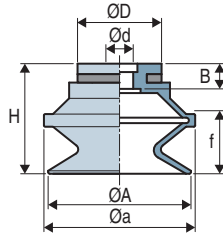
2 VSAB

Suction Cups

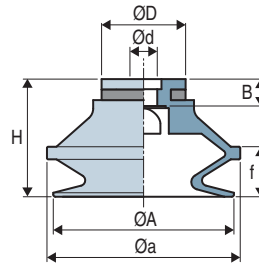
VSAB 5...15



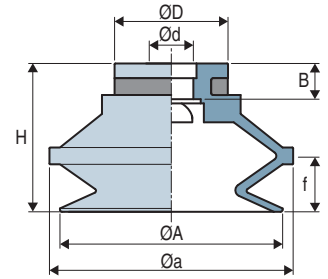
VSAB 20...30




VSAB 40



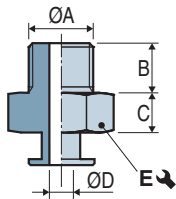
VSAB 50



	ØA	H	Øa	Ød	ØD	f ⁽¹⁾	B	⚖ (g)
VSAB 5	5.6	9.2	6.2	2	4.5	1.5	3.5	0.12
VSAB 8	8.8	11.9	9.6	2	5.5	3.5	3.5	0.27
VSAB 10	11	16.4	12	3.8	9	4.5	5	0.8
VSAB 15	15.7	19.8	17.5	3.8	9	6.5	3	1.3
VSAB 20	22	19	24	5	14.5	10	4.5	2.5
VSAB 30	34	26.2	36	6.5	20	15	6	6.9
VSAB 40	43	28	46	6.5	20	15	6.4	12.6
VSAB 50	53	35.3	58	10.5	27	13	8.5	21.7

(1) f = Deflection of the suction cup. (2) Ø G2 = Ø internal orifice of the fitting.

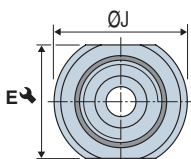
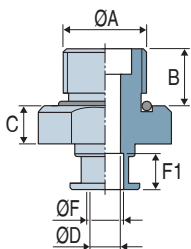
Barbed Fittings



	ØA	B	C	ØD	E ↻	Material	⚖ (g)
IMM5P1	M5-M	4	3.5	1.5	7	Brass	1.7
IMM5P2	M5-M	4	4.5	2.7	7	Aluminum	0.8

Pressed fittings

Male fittings



Fitting with stainless steel filter 200 µm	Fitting without filter	ØA	B	C	ØD	E ↻	ØJ	ØF	F1	Materials Fitting*	⚖ (g)
IM18P3MPF	IM18P3MP	G1/8"-M	7	5	4	13	15	5	4.7	Aluminum	3.2
IM14P4MPF	IM14P4MP	G1/4"-M	9	6	5	19	21	6	5.7	Aluminum	7
IM14P5MPF	IM14P5MP	G1/4"-M	9	6	6	22	28	10	8.7	Aluminum	12.1
IM38P4MPF	IM38P4MP	G3/8"-M	10	6	5	22	24	6	5.7	Aluminum	11.6
IM38P5MPF	IM38P5MP	G3/8"-M	10	6	6	23.9	28	10	8.7	Aluminum	15.1

*Male fittings (IM) equipped with O-ring sealing

Note: All dimensions are in mm.

The values represent the average characteristics of our products.